

SVTS F Series

Flat Slip Rings

Contents

Model	Through-bore	Page
SVTS F 01	40mm (1.57 inch)	72

SVTS F Series

Flat Slip Rings




Long-life



Superflat



Power, signals & fieldbus



The flat F Series Slip Rings have a special design, that means these rotary joints have a height of only 45 mm ensuring up to 17 signal circuits and 3 power circuits up to 15 A.

These rotary joints are designed for applications where height is a critical factor, they provide performance similar to the C series from which they derive and are maintenance-free.

Benefits

Flat design

Long-life

Transmission of electric power/signals and fieldbuses in one unit

Many customisations available

Main applications

Revolving doors

Rotary tables

Robots






Medical equipments





Packaging

Cable reels

Product code (go to page 9 for the detailed coding system)

SVTS F   -  -  -   /   -     /     -   -   

F Series  Model  IP grade¹  Flange type  Power circuits  Signal circuits

 Cable length (brush side)  Cable length (ring side)  Temperature range²  Special options

¹ Only IP51 [S]

² Only Standard [ST]

Features

Current	5A: AWG22 10A: AWG16
Voltage	
Power	400 VAC / 400 VDC
Signals	240 VAC / 240 VDC
Cables	Tin plated (power circuits); PTFE insulated / colour coded
Cables length	Standard: 500mm; custom cable length increase possible as multiples of 500mm
Dielectric strength	
Power	1000 VAC @ 60Hz @ 60 sec
Signals	500 VAC @ 60Hz @ 60 sec
Insulation resistance	
Power	> 1000 M Ω / 500 VDC
Signals	> 500 M Ω / 500 VDC
Dynamic contact resistance	< 10 m Ω
Nominal speed	up to 100 rpm (others on request)
Bearings	Steel
Housing	Stainless steel
Temperature	-20°C / +80°C
Protection	IP51
Expected lifetime	10 ⁸ revolutions (depending on speed, environmental conditions and size)

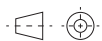
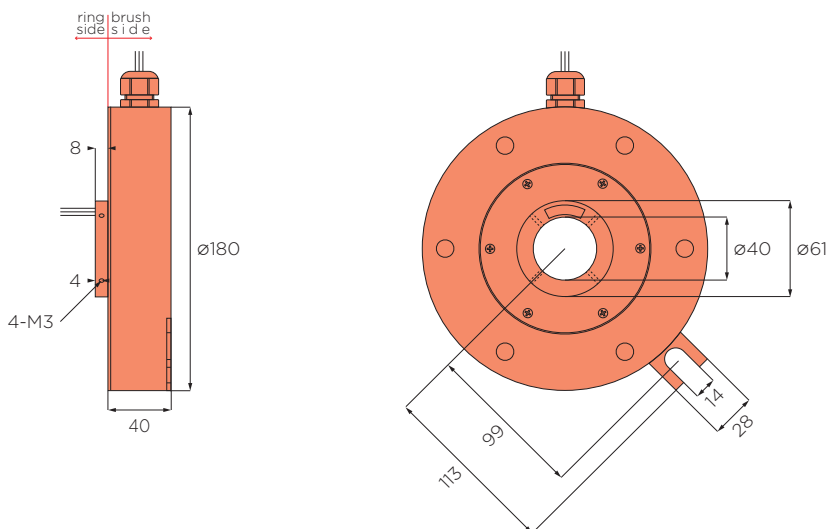
Combinations

Electric
Signals
Power

Customizations

Cables Treatments	Flange	Materials
----------------------	--------	-----------

SVTS F 01



Custom cable length increase possible as multiples of 500mm

Model	Number of circuits			Color code p.82
	Total	Power 10A	Signals 5A	
SVTS F 01-S-A-03/17	20	3	17	CC 10

All dimensions in millimeters, unless otherwise specified